

WORKSTEAD

LODGE PENDANT

hardwired

Description

The Lodge Pendant is a singular wooden column, composed of three wooden forms. Held together by a network of metal tubing, with a milled metal ball connection, the bulbs radiate about the column.

Materials

Natural Oak
Oxidized Oak
Bone White
Yellow
Gray
Hewn Brass
Blackened Steel

Dimensions

Small - 24"
Medium - 36"
Large - 48"
Custom Heights Available

Weight

15 lbs

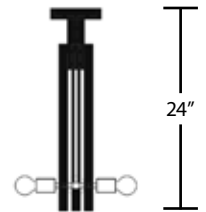
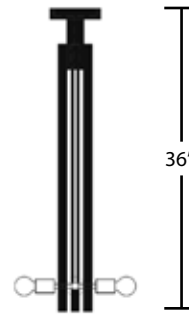
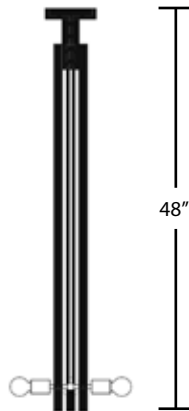
Lamp

25 Watt Max
5W Dimmable LED Bulb Included
325 Lumens
30 Watt Equivalent
2700K Color Temperature
Bulb Life 30,000 Hours
110/120V, E12
220/240V, E14
UL / CE Approved

12"



top



front



WORKSTEAD

